



SC

SEATING

The SC Seating collection draws on seating manufacture to present a range of the highest structural and upholstered and assembled in the UK are available in an almost infinite

## Mechanisms



### **OPERATOR**

This mechanism has lever operated back rake adjustment that can be locked in any position or left to follow the user's movements in dynamic free float mode.

### **OPERATOR PLUS**

Similar to the Operator mechanism but with additional lever activated seat tilt adjustment.

### **OPERATOR SYNCHRO**

With these mechanisms the back and seat recline together in a fixed 2:1 ratio. They can be locked in position or left to follow the users movements in free float mode. They also feature adjustable tension control.

### **SYNCHRO KNEE TILT**

This mechanism synchronises the back and seat recline in a 2:1 ratio with a forward pivot point. It has a tension adjustable free float or 5 position locking.

### **SEAT SLIDER**

Where fitted, a seat slider gives up to 50mm of horizontal seat travel. This is ideal for extra leg support or where a chair might have multiple users with different seat depth requirements.

# SC SEATING

In 30 years experience of office furniture, economically priced chairs and ergonomic integrity. They are made in UK from top quality materials and choice of fabrics.

## Contents



SC OPERATOR - P4



SC 506 - P5



SC 506/22 - P6



SC TANGENT - P7



SC ERGONOMIC - P8  
OPERATOR



SC ERGONOMIC - P9  
TASK



SC OXYGEN - P10



SC WOOD - P11

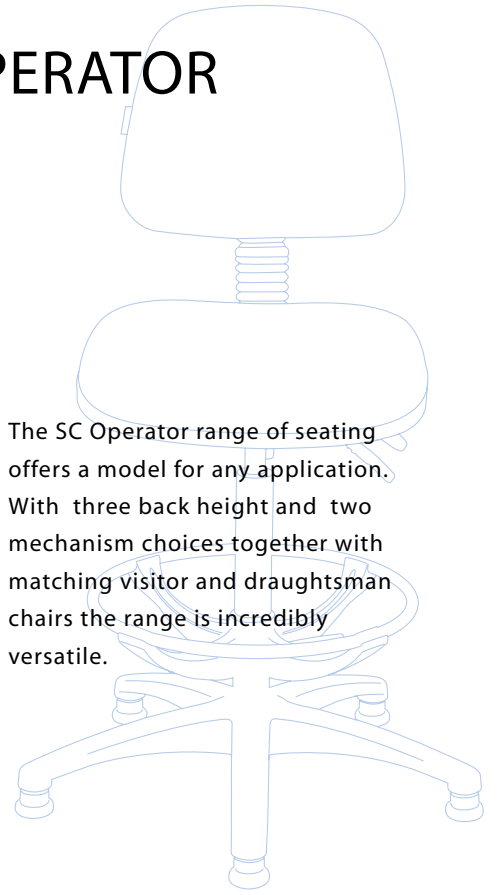


SCTUB - P12

SC

# OPERATOR

The SC Operator range of seating offers a model for any application. With three back height and two mechanism choices together with matching visitor and draughtsman chairs the range is incredibly versatile.



SCT3



SCD4



SCT4A



SCT5



SCT5ADJ  
*with optional aluminium base*



SC

506



The SC506 range of VDU seating offers large, deep cushioned seats and backs for high levels of comfort.

The chairs are adaptable to individual needs with a choice of two mechanisms and three arm styles. Inflatable lumbar supports and polished aluminium bases are also available. Matching visitor chairs complement the range.



SCT506A



SCT506ADJ  
*with optional aluminium base*




SCT506  
*with optional folding, adjustable arms*



SCTEX506



SCTC506A

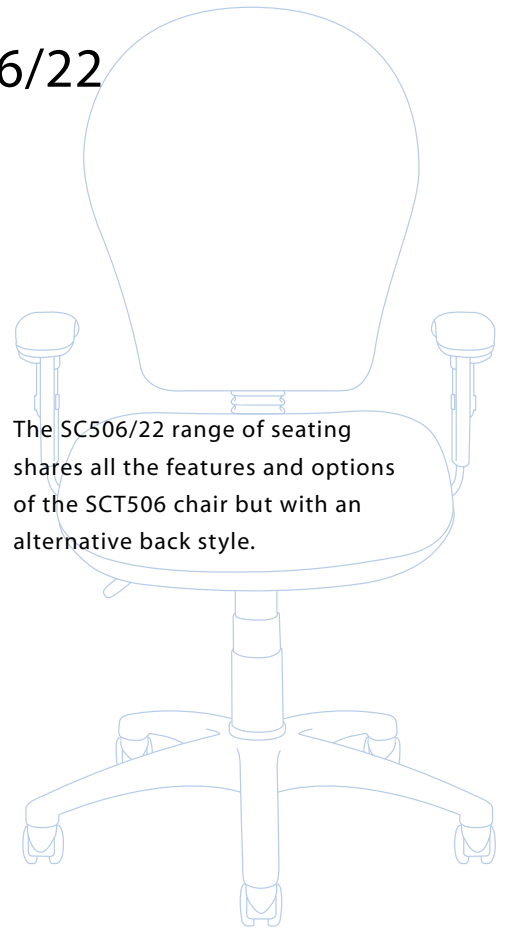


SC

506/22



The SC506/22 range of seating shares all the features and options of the SCT506 chair but with an alternative back style.



SCT506/22



SCT506/22ADJ



SCT506/22  
with optional aluminium base  
and folding, adjustable arms



SCTEX506/22

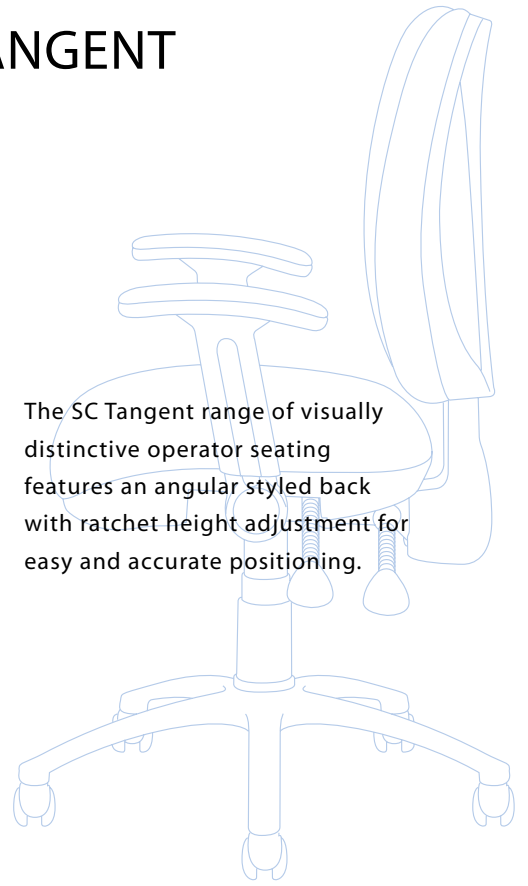


SCTC506/22A  
with optional chrome frame



SC

# TANGENT



The SC Tangent range of visually distinctive operator seating features an angular styled back with ratchet height adjustment for easy and accurate positioning.



SCT20A



SCT20ADJ



SCT20  
*with optional aluminium base  
and folding, adjustable arms*



SCTEX20

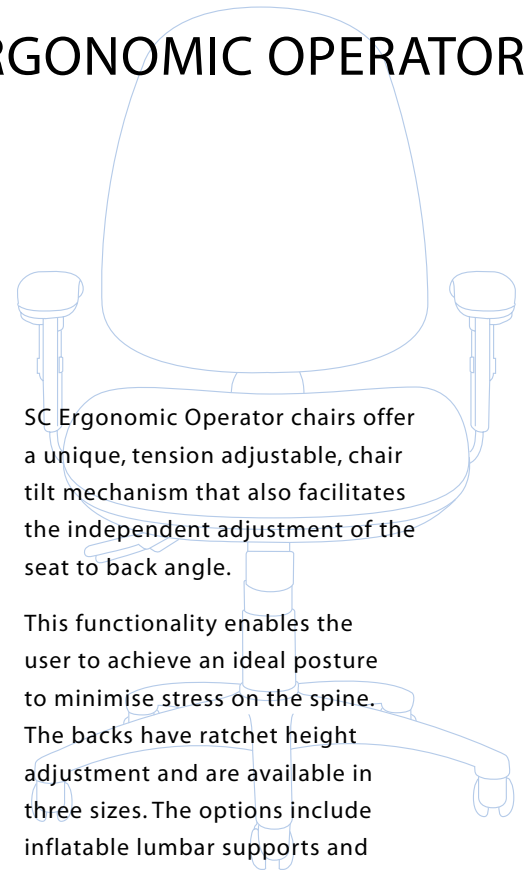


SCTC20A  
*with optional chrome frame*



SC

# ERGONOMIC OPERATOR



SC Ergonomic Operator chairs offer a unique, tension adjustable, chair tilt mechanism that also facilitates the independent adjustment of the seat to back angle.

This functionality enables the user to achieve an ideal posture to minimise stress on the spine. The backs have ratchet height adjustment and are available in three sizes. The options include inflatable lumbar supports and seat sliders.



SCT61ADJ



SCT71A  
*with optional aluminium base*



SCT81ADJ



SCTEX7  
*with optional chrome frame*



SCTC6A  
*with optional chrome frame*



*Optional coal hanger*

SC

## ERGONOMIC TASK

The SC Ergonomic Task chairs have extra large seats and backs and include as standard an inflatable lumbar support, ratchet back height adjustment, a seat slider, tension control and chrome finish on the adjustable arms.

The SCT91 model has been tested to BS5459, level 5 and is guaranteed for five years whilst in 24 hour use. It has a versatile mechanism allowing independent adjustment of the seat and back angle. The SCT92 model has a push button operated, synchronised mechanism.



SCT91



SCT91ADJ  
*with optional black finish,  
soft feel adjustable arms*



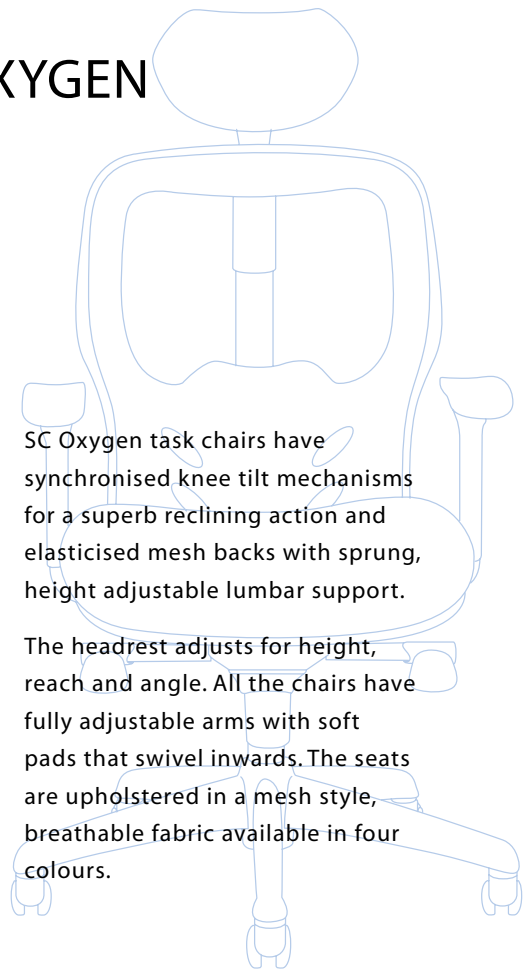
SCT92ADJ  
*with optional aluminium base*





SC

## OXYGEN



SC Oxygen task chairs have synchronised knee tilt mechanisms for a superb reclining action and elasticised mesh backs with sprung, height adjustable lumbar support.

The headrest adjusts for height, reach and angle. All the chairs have fully adjustable arms with soft pads that swivel inwards. The seats are upholstered in a mesh style, breathable fabric available in four colours.



SCT32ADJ



SCT42ADJ



SCTC30ADJ

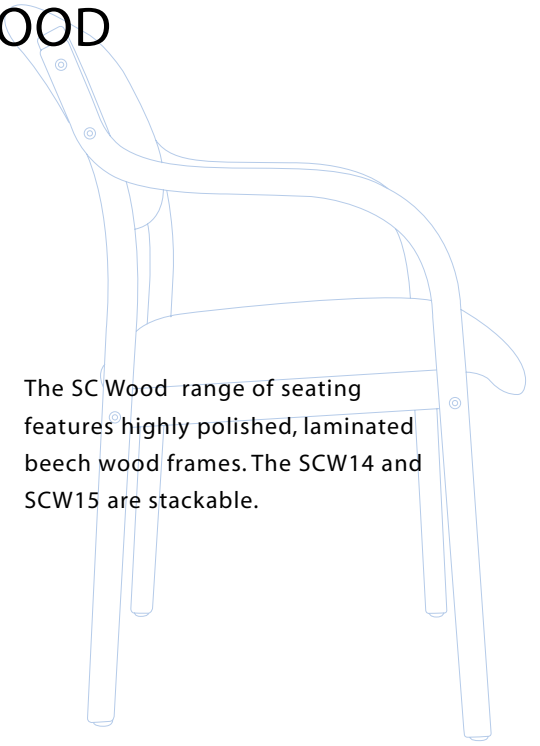


SC

## WOOD



The SC Wood range of seating features highly polished, laminated beech wood frames. The SCW14 and SCW15 are stackable.




SCW14



SCW15

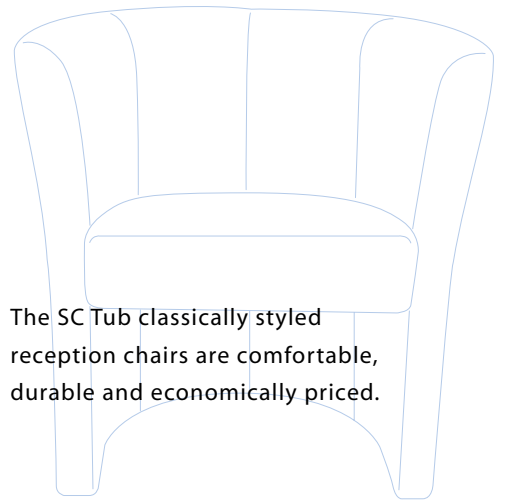


SCW16



SC

# TUB




The SC Tub classically styled reception chairs are comfortable, durable and economically priced.



SCTUB1



SCTUB2



SC

## OPERATOR



All measurements are approximate and in mm.

<b>Mechanism: Operator</b>		Fixed Arm	Adjustable Arm	Draughtsman	Seat Height	Seat Width	Height Of Back Above Seat	Overall Width	Seat Depth
Typist	SCT3				460-570	455	290-340	455	440
Back	SCT3A	•			460-570	455	290-340	555	440
	SCD3			•	595-850	455	290-340	455	440
	SCD3A	•		•	595-850	455	290-340	555	440
Medium	SCT4				460-570	455	330-415	455	440
Back	SCT4A	•			460-570	455	330-415	555	440
	SCT4ADJ		•		460-570	455	330-415	630	440
	SCD4			•	595-850	455	330-415	455	440
	SCD4A	•		•	595-850	455	330-415	555	440
	SCD4ADJ		•	•	595-850	455	330-415	630	440
High	SCT5				460-570	455	480-540	455	440
Back	SCT5A	•			460-570	455	480-540	555	440
	SCT5ADJ		•		460-570	455	480-540	630	440
<b>Mechanism: Operator Plus</b>									
Medium	SCT41				460-570	455	330-415	455	440
Back	SCT41A	•			460-570	455	330-415	555	440
	SCT41ADJ		•		460-570	455	330-415	630	440
High	SCT51				460-570	455	480-540	455	440
Back	SCT51A	•			460-570	455	480-540	555	440
	SCT51ADJ		•		460-570	455	480-540	630	440

**OPTIONS:** Polished Aluminium Base, Inflatable Lumbar Support (Available On High Back Chairs Only), Seat Slider

<b>Visitor Chair</b>		Fixed Arm	Cantilever Frame	Seat Height	Seat Width	Height Of Back Above Seat	Overall Width	Seat Depth	Overall Depth
Medium	SCTC4		•	490	455	430	455	440	550
Back	SCTC4A	•	•	490	455	430	555	440	550
High	SCTC5		•	490	455	560	455	440	550
Back	SCTC5A	•	•	490	455	560	555	440	550

**OPTIONS:** Chrome Cantilever Frame

SC

## 506



<b>Mechanism: Operator</b>		Fixed Arm	Adjustable Arm	Seat Height	Seat Width	Height Of Back Above Seat	Overall Width	Seat Depth
High	SCT506			470-580	510	480-560	510	480
Back	SCT506A	•		470-580	510	480-560	590	480
	SCT506ADJ		•	470-580	510	480-560	660	480
<b>Mechanism: Operator Plus</b>								
High	SCT516			470-580	510	480-560	510	480
Back	SCT516A	•		470-580	510	480-560	590	480
	SCT516ADJ		•	470-580	510	480-560	660	480

**OPTIONS:** Polished Aluminium Base, Inflatable Lumbar Support , Seat Slider, Coat Hanger, Folding Height Adjustable Arm

<b>Visitor Chair</b>		Fixed Arm	Cantilever Frame	Cantilever Armchair Frame	Seat Height	Seat Width	Height Of Back Above Seat	Overall Width	Seat Depth	Overall Depth
High	SCTC506		•		500	510	540	550	480	640
Back	SCTC506A	•	•		500	510	540	590	480	640
	SCTEX506	•		•	500	510	540	620	480	640

**OPTIONS:** Chrome Cantilever Frame

SC

506/22



<i>Mechanism: Operator</i>		Fixed Arm	Adjustable Arm	Seat Height	Seat Width	Height Of Back Above Seat	Overall Width	Seat Depth
High	SCT506/22			470-580	510	510-560	510	480
Back	SCT506/22A	•		470-580	510	510-560	590	480
	SCT506/22ADJ		•	470-580	510	510-560	660	480
<i>Mechanism: Operator Plus</i>								
High	SCT516/22			470-580	510	510-560	510	480
Back	SCT516/22A	•		470-580	510	510-560	590	480
	SCT516/22ADJ		•	470-580	510	510-560	660	480

**OPTIONS:** Polished Aluminium Base, Inflatable Lumbar Support, Seat Slider, Folding Height Adjustable Arm

<i>Visitor Chair</i>		Fixed Arm	Cantilever Frame	Cantilever Armchair Frame	Seat Height	Seat Width	Height Of Back Above Seat	Overall Width	Seat Depth	Overall Depth
High	SCTC506/22		•		500	510	560	550	480	640
Back	SCTC506/22A	•	•		500	510	560	590	480	640
	SCTEX506/22	•		•	500	510	560	620	480	640

**OPTIONS:** Chrome Cantilever Frame

SC

TANGENT



<i>Mechanism: Operator</i>		Fixed Arm	Adjustable Arm	Seat Height	Seat Width	Height Of Back Above Seat	Overall Width	Seat Depth
High	SCT20			470-580	510	480-560	510	480
Back	SCT20A	•		470-580	510	480-560	590	480
	SCT20ADJ		•	470-580	510	480-560	660	480
<i>Mechanism: Operator Plus</i>								
High	SCT21			470-580	510	480-560	510	480
Back	SCT21A	•		470-580	510	480-560	590	480
	SCT21ADJ		•	470-580	510	480-560	660	480

**OPTIONS:** Polished Aluminium Base, Inflatable Lumbar Support, Seat Slider, Folding Height Adjustable Arm

<i>Visitor Chair</i>		Fixed Arm	Cantilever Frame	Cantilever Armchair Frame	Seat Height	Seat Width	Height Of Back Above Seat	Overall Width	Seat Depth	Overall Depth
High	SCTC20		•		500	510	540	550	480	640
Back	SCTC20A	•	•		500	510	540	590	480	640
	SCTEX20	•		•	500	510	540	620	480	640

**OPTIONS:** Chrome Cantilever Frame

SC

ERGONOMIC OPERATOR



<i>Mechanism: Operator Plus</i>		Fixed Arm	Adjustable Arm	Seat Height	Seat Width	Height Of Back Above Seat	Overall Width	Seat Depth
Medium	SCT61			470-580	510	440-520	510	480
Back	SCT61A	•		470-580	510	440-520	590	480
	SCT61ADJ		•	470-580	510	440-520	660	480
High	SCT71			470-580	510	490-570	510	480
Back	SCT71A	•		470-580	510	490-570	590	480
	SCT71ADJ		•	470-580	510	490-570	660	480
Extra	SCT81			470-580	510	580-660	510	480
High	SCT81A	•		470-580	510	580-660	590	480
Back	SCT81ADJ		•	470-580	510	580-660	660	480

**OPTIONS:** Polished Aluminium Base, Inflatable Lumbar Support, Seat Slider, Coat Hanger , Folding Height Adjustable Arm

<i>Visitor Chair</i>		Fixed Arm	Cantilever Frame	Cantilever Armchair Frame	Seat Height	Seat Width	Height Of Back Above Seat	Overall Width	Seat Depth	Overall Depth
Medium	SCTC6		•		500	510	455	550	480	640
Back	SCTC6A	•	•		500	510	455	590	480	640
	SCTEX6	•		•	500	510	455	620	480	640
High	SCTC7		•		500	510	535	550	480	640
Back	SCTC7A	•	•		500	510	535	590	480	640
	SCTEX7	•		•	500	510	535	620	480	640

**OPTIONS:** Chrome Cantilever Frame



SC

## ERGONOMIC TASK

<i>Mechanism: Operator Synchro</i>		Chrome Adjustable Arm	Seat Height	Seat Width	Height Of Back Above Seat	Overall Width	Seat Depth
Extra High	SCT92		480-590	520	500-570	520	480
Back	SCT92ADJ	•	480-590	520	500-570	660	480
	<i>Mechanism: Operator Plus</i>						
Extra High	SCT91		510-620	520	570-640	520	480
Back	SCT91ADJ	•	510-620	520	570-640	660	480

**OPTIONS:** Polished Aluminium Base, Coat Hanger, Folding Height Adjustable Arm, Black Adjustable Arm With Soft Pad

SC

## OXYGEN



<i>Mechanism: Synchro Knee Tilt</i>		Adjustable Arm	Headrest	Seat Height	Seat Width	Height Of Back Above Seat	Overall Width	Seat Depth
High	SCT32ADJ	•		480-560	540	510	625-680	510
Back	SCT42ADJ	•	•	480-560	540	690-740	625-680	510

<i>Visitor Chair</i>		Adjustable Arm	Cantilever Frame	Seat Height	Seat Width	Height Of Back Above Seat	Overall Width	Seat Depth	Overall Depth
High Back	SCTC30ADJ	•	•	450	540	540	625-680	510	610

SC

## WOOD



		Stackable	Seat Height	Seat Width	Height Of Back Above Seat	Overall Width	Seat Depth	Overall Depth
Side Chair	SCW14	•	470	400	400	530	490	610
Armchair	SCW15	•	470	400	400	530	490	610
	SCW16		470	490	430	580	500	640

SC

## TUB



		Seat Height	Seat Width	Height Of Back Above Seat	Overall Width	Seat Depth	Overall Depth
Single Seat	SCTUB1	470	450	380	690	480	610
Double Seat	SCTUB2	470	1040	380	1280	480	610



All SC Seating chairs are structurally guaranteed for 5 years whilst in normal 8hr./day use. The SC Ergonomic Task, model SCT91 is structurally guaranteed for 5 years whilst in 24hr./day use. All Operator and Task chairs meet the current EU directive on V.D.U. chairs. The structural components are all tested to BS5459, level 5 and they are fitted with a gas lift suitable for use by people up to 150kg in weight. All SC Seating chairs are manufactured in conformance with BS EN ISO9001, BS EN ISO 14001 and FIRA's Furniture Industry Sustainability Programme.



ISO 9001



ISO 14001



SC SEATING